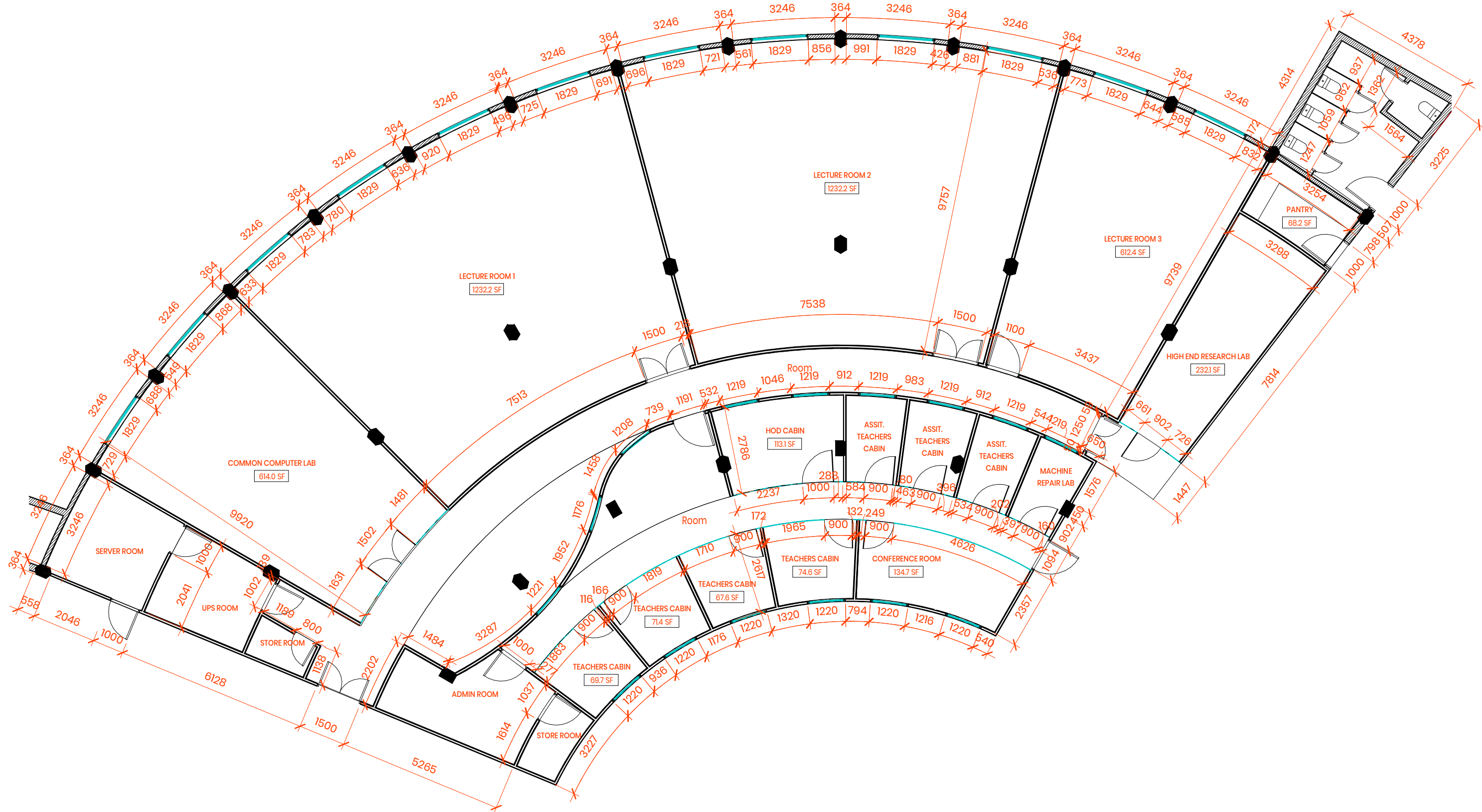


**1** **PROPOSED FLOOR PLAN**  
1 : 120

S.No	SPACES	Nos.
1.	COMMON COMPUTER LAB	34
2.	LECTURE ROOM 1	62
3.	LECTURE ROOM 2	62
4.	LECTURE ROOM 3	30
5.	HIGH END RESEARCH LAB	14
<b>TOTAL SEATS</b>		<b>202</b>
6.	TEACHER'S CABIN	4
7.	ASST. TEACHER'S CABIN	3
8.	H.O.D CABIN	1
9.	CONFERENCE ROOM	1
10.	MACHINE REPAIR ROOM	1
11.	ADMIN ROOM	1
12.	STORE ROOM	1
13.	SERVER ROOM	1
14.	UPS ROOM	1
15.	PANTRY	1
16.	COMMON AREA	1
17.	LOBBY AREA	1

<div>NOTES:</div> <div>THIS DOCUMENT IS AN INTELLECTUAL PROPERTY OF BULTEN. THIS DRAWING CANNOT BE COPIED, REPRODUCED, RETAINED OR DISCLOSED TO ANY UNAUTHORISED PERSON.</div> <div>ALL DIMENSIONS AND FINAL FINISHES TO BE SUBJECT TO CHECKING AND APPROVAL.</div> <div>DO NOT SCALE OFF DRAWING. FIGURED DIMENSIONS TO BE TAKEN IN PREFERENCE TO THOSE SCALED. DIMENSIONS TO BE VERIFIED ON SITE.</div>	<div>DRAWING NOTES:-</div> <div>1. CONTRACTOR MUST VERIFY &amp; CHECK ALL DIMENSIONS, DRAWINGS, DETAILS AND SPECIFICATIONS ON SITE AND REPORT ANY ERROR AND DISCREPANCIES TO BULTEN BEFORE PROCEEDING TO WORK.</div> <div>2. ALL DIMENSIONS / LEVELS MENTIONED IN THE DRAWING ARE BASED ON THE SURVEY DRAWINGS. CONTRACTOR TO VERIFY ALL DIMENSIONS ON SITE PRIOR TO CONSTRUCTION.</div> <div>3. ALL DIAGRAMMATIC REPRESENTATIONS OF FIXTURES IN DRAWINGS BY BULTEN ARE FOR REPRESENTATION PURPOSE ONLY AND ARE NOT SPECIFIC TO INDIVIDUAL FIXTURES.</div> <div>4. CONTRACTOR TO CONFIRM ALL FINISHES &amp; MATERIALS WITH BULTEN PRIOR TO APPLICATION.</div>	REV. NO.	DESCRIPTION	DATE	<div>KEY PLAN</div> <div></div>	<div>DESIGN CONSULTANTS   ARCHITECTS</div> <div></div> <div>ARCHITECTURE   INTERIOR   BIM</div> <div>SERVICES CONSULTANT</div> <div>PROJECT MANAGEMENT CONSULTANT</div> <div></div> <div>SHEET NAME</div> <div>CLIENT/PROJECT NAME</div>	<div>COMPUTER CENTRE (LIBRARY BUILDING) JAMIA HAMDARD</div>		PROJECT NUMBER	JH/03/2022	<div>I-101</div> <div>R</div> <div>SHEET SIZE- A3</div>
							DATE	01-08-2022			
							DRAWN BY	S.R.			
							CHECKED BY	D.K.			
							SCALE	1 : 120			



1

## FLOOR DIMENSIONING

1:120

### NOTES:

THIS DOCUMENT IS AN INTELLECTUAL PROPERTY OF BULTEN. THIS DRAWING CANNOT BE COPIED, REPRODUCED, RETAINED OR DISCLOSED TO ANY UNAUTHORISED PERSON.

ALL DIMENSIONS AND FINAL FINISHES TO BE SUBJECT TO CHECKING AND APPROVAL.

DO NOT SCALE OFF DRAWING. FIGURED DIMENSIONS TO BE TAKEN IN PREFERENCE TO THOSE SCALED. DIMENSIONS TO BE VERIFIED ON SITE.

### DRAWING NOTES:-

1. CONTRACTOR MUST VERIFY & CHECK ALL DIMENSIONS, DRAWINGS, DETAILS AND SPECIFICATIONS ON SITE AND REPORT ANY ERROR AND DISCREPANCIES TO BULTEN BEFORE PROCEEDING TO WORK.

2. ALL DIMENSIONS / LEVELS MENTIONED IN THE DRAWING ARE BASED ON THE SURVEY DRAWINGS. CONTRACTOR TO VERIFY ALL DIMENSIONS ON SITE PRIOR TO CONSTRUCTION.

3. ALL DIAGRAMMATIC REPRESENTATIONS OF FIXTURES IN DRAWINGS BY BULTEN ARE FOR REPRESENTATION PURPOSE ONLY AND ARE NOT SPECIFIC TO INDIVIDUAL FIXTURES.

4. CONTRACTOR TO CONFIRM ALL FINISHES & MATERIALS WITH BULTEN PRIOR TO APPLICATION.

REV. NO.

DESCRIPTION

DATE

KEY PLAN



DESIGN CONSULTANTS / ARCHITECTS

**bulten**  
ARCHITECTURE INTERIOR | BM

SERVICES CONSULTANT

PROJECT MANAGEMENT CONSULTANT



SHEET NAME  
CLIENT/PROJECT NAME

**COMPUTER CENTRE  
(LIBRARY BUILDING)**  
JAMIA HAMDARD

**FLOOR PLAN  
DIMENSIONING**

PROJECT NUMBER

**JH/03/2022**

DATE

**01-08-2022**

DRAWN BY

**S.R.**

CHECKED BY

**Checker**

SCALE

**1:120**

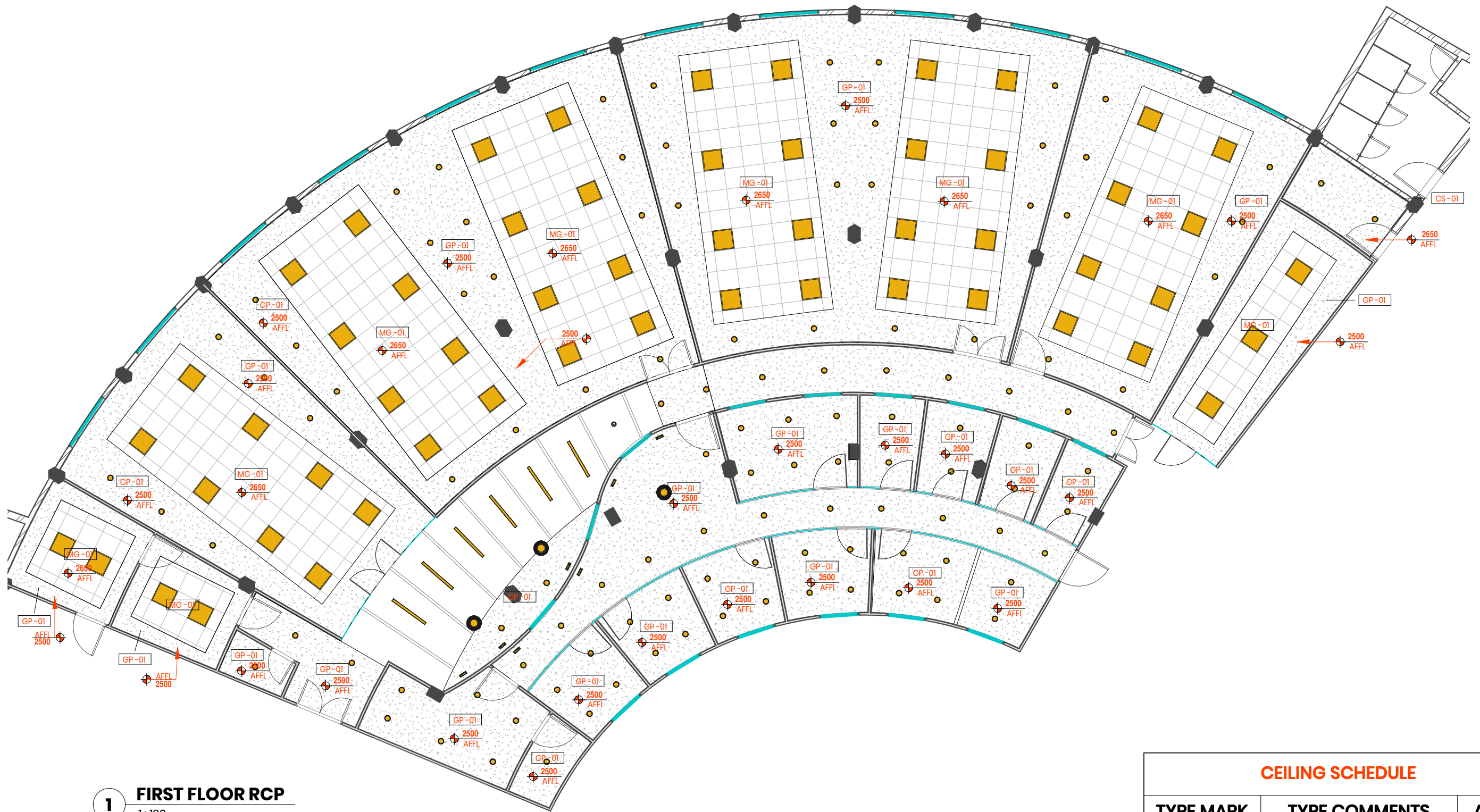
SHEET  
STATUS

**I-112**

**R**

SHEET SIZE- A3





**1 FIRST FLOOR RCP**  
1:120

### CEILING SCHEDULE

TYPE MARK	TYPE COMMENTS	AREA
CS -01	CALCIUM SILICATE CEILING	6.5 m <sup>2</sup>
GP -01	GYP SUM CEILING	341.3 m <sup>2</sup>
MG -01	METAL GRID CEILING	206.6 m <sup>2</sup>

#### NOTES:

THIS DOCUMENT IS AN INTELLECTUAL PROPERTY OF BULTEN. THIS DRAWING CANNOT BE COPIED, REPRODUCED, RETAINED OR DISCLOSED TO ANY UNAUTHORISED PERSON.

ALL DIMENSIONS AND FINAL FINISHES TO BE SUBJECT TO CHECKING AND APPROVAL.

DO NOT SCALE OFF DRAWING. FIGURED DIMENSIONS TO BE TAKEN IN PREFERENCE TO THOSE SCALED. DIMENSIONS TO BE VERIFIED ON SITE.

#### DRAWING NOTES:-

1. CONTRACTOR MUST VERIFY & CHECK ALL DIMENSIONS, DRAWINGS, DETAILS AND SPECIFICATIONS ON SITE AND REPORT ANY ERROR AND DISCREPANCIES TO BULTEN BEFORE PROCEEDING TO WORK.

2. ALL DIMENSIONS / LEVELS MENTIONED IN THE DRAWING ARE BASED ON THE SURVEY DRAWINGS. CONTRACTOR TO VERIFY ALL DIMENSIONS ON SITE PRIOR TO CONSTRUCTION.

3. ALL DIAGRAMMATIC REPRESENTATIONS OF FIXTURES IN DRAWINGS BY BULTEN ARE FOR REPRESENTATION PURPOSE ONLY AND ARE NOT SPECIFIC TO INDIVIDUAL FIXTURES.

4. CONTRACTOR TO CONFIRM ALL FINISHES & MATERIALS WITH BULTEN PRIOR TO APPLICATION.

REV. NO.

DESCRIPTION

DATE

KEY PLAN



DESIGN CONSULTANTS / ARCHITECTS

**bulten**  
ARCHITECTURE INTERIOR | BIM

SERVICES CONSULTANT

PROJECT MANAGEMENT CONSULTANT

**ccepl**

SHEET NAME  
CLIENT/PROJECT NAME

**COMPUTER CENTRE  
(LIBRARY BUILDING)  
JAMIA HAMDARD**

**RCP LAYOUT**

PROJECT NUMBER **JH/03/2022**

DATE **01-08-2022**

DRAWN BY **S.R.**

CHECKED BY **D.K.**

SCALE **1:120**

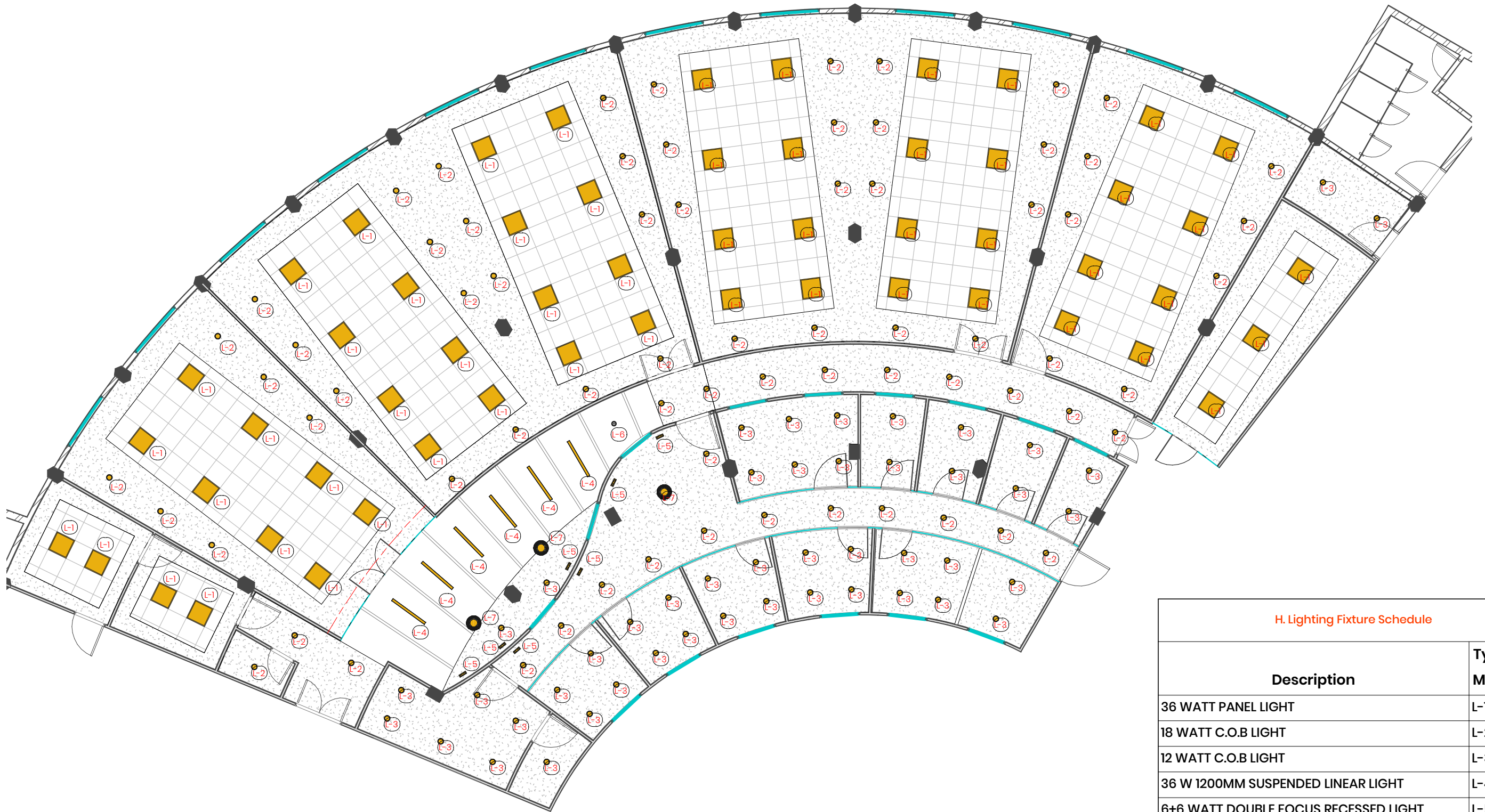
SHEET STATUS

**I-131**

**R**

SHEET SIZE- A3





H. Lighting Fixture Schedule		
Description	Type Mark	COUNT
36 WATT PANEL LIGHT	L-1	57
18 WATT C.O.B LIGHT	L-2	70
12 WATT C.O.B LIGHT	L-3	47
36 W 1200MM SUSPENDED LINEAR LIGHT	L-4	6
6+6 WATT DOUBLE FOCUS RECESSED LIGHT	L-5	7
10 WATT, 150 MM CYLINDRICAL PENDENT LIGHT	L-6	1
PENDENT DECORATIVE LIGHT FIXTURE	L-7	3
Grand total: 191		191

1

FIRST FLOOR LIGHTING LAYOUT

1 : 120

<b>NOTES:</b> THIS DOCUMENT IS AN INTELLECTUAL PROPERTY OF BUILTEN. THIS DRAWING CANNOT BE COPIED, REPRODUCED, RETAINED OR DISCLOSED TO ANY UNAUTHORISED PERSON.  ALL DIMENSIONS AND FINAL FINISHES TO BE SUBJECT TO CHECKING AND APPROVAL.  DO NOT SCALE OFF DRAWING. FIGURED DIMENSIONS TO BE TAKEN IN PREFERENCE TO THOSE SCALED. DIMENSIONS TO BE VERIFIED ON SITE.	<b>DRAWING NOTES:-</b> 1. CONTRACTOR MUST VERIFY & CHECK ALL DIMENSIONS, DRAWINGS, DETAILS AND SPECIFICATIONS ON SITE AND REPORT ANY ERROR AND DISCREPANCIES TO BUILTEN BEFORE PROCEEDING TO WORK.  2. ALL DIMENSIONS / LEVELS MENTIONED IN THE DRAWING ARE BASED ON THE SURVEY DRAWINGS. CONTRACTOR TO VERIFY ALL DIMENSIONS ON SITE PRIOR TO CONSTRUCTION.  3. ALL DIAGRAMMATIC REPRESENTATIONS OF FIXTURES IN DRAWINGS BY BUILTEN ARE FOR REPRESENTATION PURPOSE ONLY AND ARE NOT SPECIFIC TO INDIVIDUAL FIXTURES.  4. CONTRACTOR TO CONFIRM ALL FINISHES & MATERIALS WITH BUILTEN PRIOR TO APPLICATION.
--	--

REV. NO.	DESCRIPTION	DATE

KEY PLAN

DESIGN CONSULTANTS / ARCHITECTS



builtEn  
ARCHITECTURE INTERIOR | BIM

SERVICES CONSULTANT

PROJECT MANAGEMENT CONSULTANT



ccepl

SHEET NAME

CLIENT/PROJECT NAME

**COMPUTER CENTRE  
(LIBRARY BUILDING)  
JAMIA HAMDARD**

SHEET STATUS

**LIGHTING LAYOUT**

PROJECT NUMBER

JH/03/2022

DATE

01-08-2022

DRAWN BY

S.R.

CHECKED BY

Checker

SCALE

1 : 120

I-131A

R

SHEET SIZE- A3